



Career Planning and College Application Process

Welcome Parents and
Guardians of the Class of 2025!



Agenda

- Introduction of Counseling Team
- Resources
- How to Apply to 2 year and 4 year colleges
- Upcoming Events





Who's on your Team?!

CCS and Other Resources

- Your Counselor!
- College and Career Services
- School Counseling Interns
- Ms. Joyce Anderson for CBSA
- ISAC Financial Aid Advisor
- Youth Job Center
- Oakton College
- Work Based Learning Opportunities
- Click [here](#) for more information & to schedule an appt!.





What's your plan after you Graduate?



Students have many options for after high school!

In TONIGHT's program, the bulk of the presentation will focus on how to apply to 2- and 4-year colleges, a multi-step process!

But there's even more to come:

8/28 & 8/29: CCS Common App and SchoolLinks Workshops

9/4 & 9/5: CCS Essay Workshops

9/25: Intro to College Financial Aid (virtual)

10/23: ETHS Wildkit Futures Day Post HS Workshops

11/18: ETHS Military Visit Day

11/21: HBCU Experience Day



Apprenticeships & Trade/Vocational School

- **Apprenticeship:** Receive career training in skilled trades through coursework and work on-the job. Typically paid.
- **Trade/Vocational School:** Hands-on training to prepare students for actual work in their chosen field. Trade school programs are entirely concentrated on relevant job training (e.g., Construction, Cosmetology, Tattoo, etc).
- For more information on specific programs and applications, check out the [Careers in Trades](#) Section on the ETHS CCS Website.
- *Reach out to Ms. Frazier and Ms. Vazquez in Hub W220 and your counselor for any assistance!*



Full-Time Work

- **Full-Time Work**: Work an average of 30 hours per week or more at one employer
- Resources
 - Youth Job Center [Job Board](#)
 - iKit Summer Internship
 - SchooLinks >> Career Center >> Opportunities
- For more information and resources, please check out the [Career Planning Section](#) on the ETHS CCS website.
- *Reach out to Ms. Frazier and Ms. Vazquez in Hub W220 and your counselor with any questions!!*



Where should you be right now?

Students on the Job Hunt

- Connect with Youth Job Center
- Update/Create your Resume in SchoolLinks
- Secure a list of references
- Find an Internship
- Clean up your social media pages
- Utilize a variety of search methods
 - Online search engines
 - Social Media Sites
 - Personal Contacts
 - SchoolLinks Career Opportunities Tab
 - Company/Organization websites
- Apply for many jobs and follow up on applications!





Military Service

- **Military Service:** Time spent serving in the US Army, Navy, Air Force, etc. After completing the ASVAB, choose the military path and commitment that best suits you. Paid education.
- **ETHS Military Visit Day is Monday, Nov 18 2024 in W220J -**
See SchooLinks for visit times/register
- **ASVAB EXAM** is offered once a year at ETHS. ASVAB Test @ ETHS will be **Thursday, Nov 21, 2024 8:30am-11:30am in W125**
- For more information and resources, please check out the [Military Careers](#) on the ETHS CCS website.
- *Ms. Vazquez in Hub W220 and your counselor are available to assist you in this process!*





Gap Year Programs

- **Gap Year Programs:** Spend a year of service and/or enrichment between high school and college. Many have a fee to participate. Sometimes financial assistance is available.
- Strongly recommended to apply to college senior year and defer admission to participate in a Gap Year program!
- For more information visit [Gap Year Association's website](#) and [USA Gap Year Fair's website!](#)
- Stay tuned for New Trier's Annual Gap Year Fair's date to be announced!
- *Ms. Arey in CCS and your counselor are available to assist you with this process!*

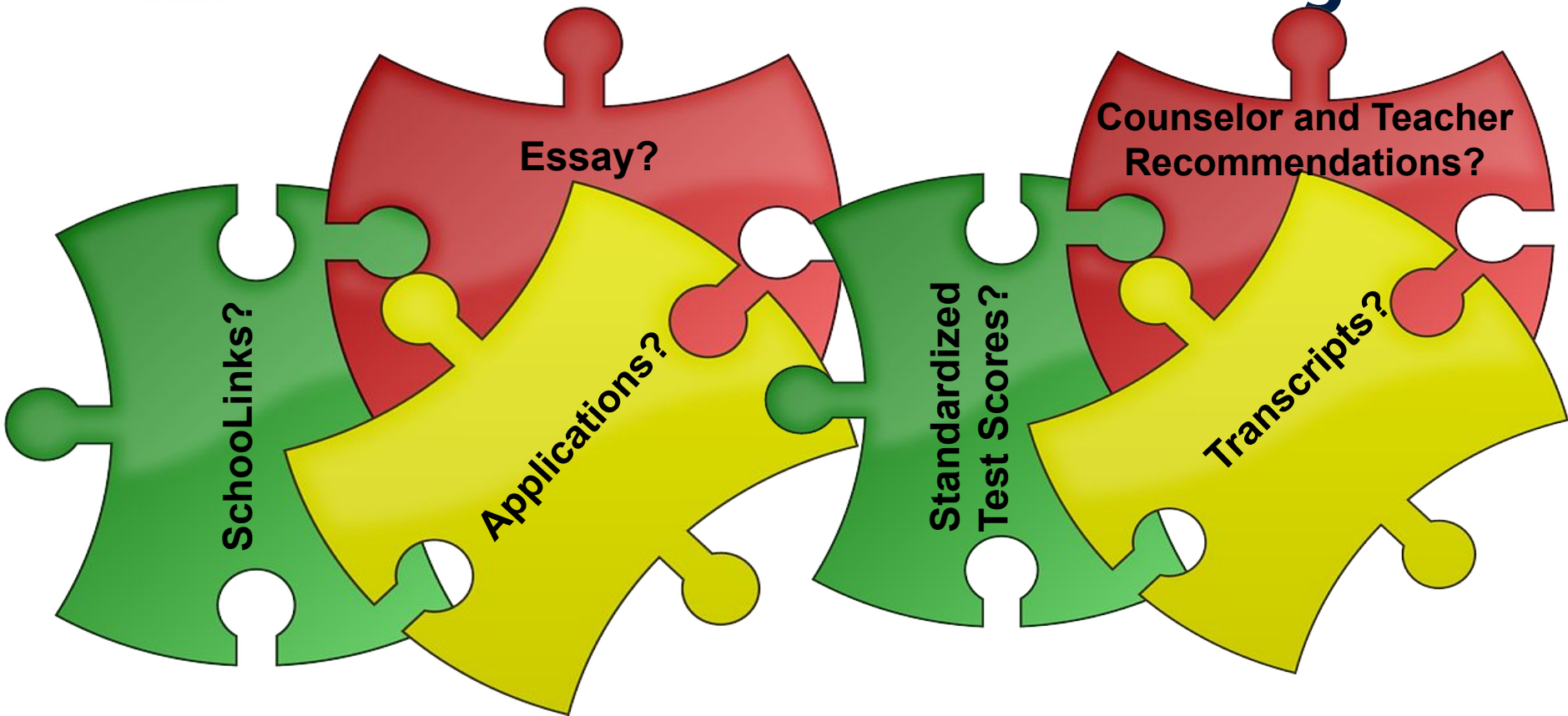


2-Year College and 4-Year College/University

- **2 Year College:** Earn an Associate's degree with an option to transfer to a four-year college. Earn a License or Certification for a career, 1-2 years. (e.g., Oakton College or City Colleges of Chicago)
- **4-Year College or University:** Earn a Bachelor's degree in a wide spectrum of interest areas or major.
- *CCS, our Oakton Admissions Rep, and your counselor are available to assist you with this process!*



College Apps: Putting the Pieces Together





Where should students be right now?

College Applications

- **Finalizing your List of Schools**
 - Narrow down the list of schools you plan on applying to.
 - Plan on applying to 6-8 schools with a balanced list of target, reach, and likely schools
- **Previewing Applications Online** (Noting deadlines)
 - Brainstorming and Beginning their College Essays
 - Identify **Recommendations** needed & approach staff for request
- **Reviewing Unofficial Transcript** (viewable on HAC Aug 27)
- **Meeting with College Reps** (Schedule on SchooLinks)
- **Campus Visits**
- **Asking for Help** (Your Counselor and/or CCS)



ETHS to College & Career Guide

Everything you need to know and review from today is in this guide!

- College Application Process
 - Info Needed to Complete Apps
 - Unofficial Transcripts in SL
 - FERPA Waiver
 - 4-Year College App Checklist
 - College App Tips
- Updating SchoolLinks
- BONUS - Resources



ETHS to College & Career 24-25

Use this interactive FlowDoc to work through the steps during your Senior year. Make sure you bookmark this document (<https://sites.google.com/eths202.org/ethstocollege/home>) and check back often for updates!

Step 1: Check Graduation Requirements

How to find your Graduation vs. College Admissions Requirements

Step 2: Post High School Plans

What Post High School options are available (College, Military, Trades/Workforce, Gap Year, etc.)

Step 3: College Application Process

Information needed for completing applications; Types of college apps; Additional tips & guidance

Step 4: Updating SchoolLinks

Step-by-step instructions to make sure your SchoolLinks account has all of your college app info

Step 5: Documents for College Applications

Explanation of documents needed for college applications, and who is responsible for sending them

Step 6: Financial Aid & Scholarships

Details on the Financial Aid Graduation Requirement, FAFSA resources, and scholarship information

Step 7: Unique Considerations

Information for families of special needs students, student athletes, highly selective applicants, & undocumented students.

Step 8: Next Steps

Additional steps Seniors can take to put their best foot forward in the college application process

BONUS: Resources

Links to resources, supporting documents, & helpful websites.

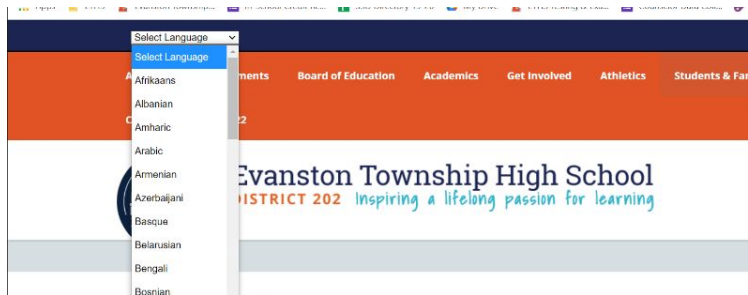
[Link to Guide](#)



Parent/Guardian Resources

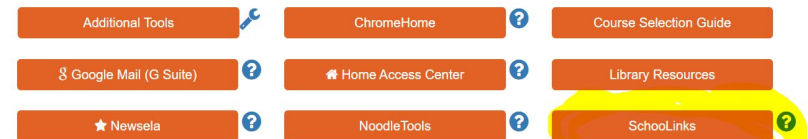
College Application Guide available on [ETHS Website](#)

- **Navigate to:**
 - *Students and Families*
 - *Counseling, College and Career Services*
 - *College Application Process*
 - *ETHS College & Career Guide*
- **Available in multiple languages!**



Evanston Township High School
DISTRICT 202 Inspiring a lifelong passion for learning

Online Tools (Students & Families)



SchoolLinks Parent/Guardian Account

- ETHS Website>>Student & Families >> Online Tools>> SchoolLinks
- *Note: The parent/guardian email attached to your student's account is the one you will use to log on!*
- *Helpful Hint: Click on '?' for instructions on how to log on!*



Application Process

1. **Online Application**
2. **Requesting school documents be sent:**
 - a. Official Transcript
 - b. School Report
 - c. Counselor Recommendation Letter (when required)
 - d. ETHS School Profile
 - e. Application Fee Waiver (for students on free/reduced lunch)
3. **Requesting Teacher Recommendation Letters** (when required)
4. **Sending Official Test Scores** via www.act.org and/or www.collegeboard.org (SAT) unless the college is Test-Optional which MANY colleges are for this application cycle



The Application

- **Application Types:**
 - The college's own Online Application (via the college website)
 - Common Application (www.commonapp.org)
- Student can complete ONE Common Application for multiple schools
- [Types of Application Deadlines:](#)
 - Early Decision (Binding)
 - Early Action (Non-Binding)
 - Priority Deadline
 - Regular Decision
 - Rolling Admissions



Essays

The Personal Statement/College Essay - sometimes required, sometimes not - is a student's opportunity to let the colleges know them as an individual.

It's Important to do the following:



- Present information not in other places in the application.
- Be both grammatically correct and creative.
- Proofread, proofread, proofread!

Your student's English teacher can help them, and Mrs. Arey/Mrs. Vazquez take essay appointments in College & Career Services!



Transcript Request Process

- **Initial Transcripts are AUTOMATICALLY requested in SchooLinks once a college is added to your College Application Manager**
- **When you add schools to your CA accounts, even if you do not submit an application, transcripts will automatically send from SchooLinks once your accounts are synced!**
- All transcript requests are made through SchooLinks.
- ETHS will automatically send your 7th semester senior grades/midyear transcript for any college that requires it on your College Application list in SchooLinks.
- Your final transcript will be sent to the school you will be attending upon completion of the Senior Year End Activity and updating your Enrollment Decision in SchooLinks!



Requesting School Documents

Students Must Submit Requests According to ETHS Deadlines

August 27	ETHS begins accepting Requests on SchoolLinks
Oct 4 Deadline	For College Applications with <u>November 1</u> Deadlines
Oct 18 Deadline	For College Applications with <u>November 15</u> Deadlines
Nov 18 Deadline	For College Applications with <u>January 1</u> Deadlines
Dec 2 Deadline	For College Applications with <u>January 15</u> Deadlines

Allow up to 4 weeks for processing of app documents and transcript!



Self-Reported Academic Record (SRAR)

- Some schools do *not* want an Official Transcript to be sent during the application process.
- Students *still* submit a SchoolLinks Request as they may need other items to be sent to the school.
- *Be careful when you self-report! Wait until Aug. 27, 2024* when transcripts are finalized with cumulative GPA & senior courses.





Counselor Recommendation Letter

- Counselors will use the information provided on the **Class of 2025 Pre-Recommendation Survey and Resume** in SchooLinks to write required Counselor recommendations
- **Students must complete the Pre-Recommendation Survey and Resume in SchooLinks within 72 hours of submitting Counselor Recommendation Request**
- Students should allow their counselor at least four weeks to write their letter
- *NOTE: 4 week turnaround time begins at the time student has provided all data required to write letter (e.g., Pre-Rec Survey and Resume)*





Application Fee Waivers

Application Fee Waivers are available for students receiving free or reduced lunch at school. Check off this option on SchoolLinks!

For Common App Schools, students will request a fee waiver through Common App on the Profile screen.

Be sure your student's meal status is updated by September 30th!!





Requesting a Teacher Recommendation

- **Teacher Recommendation Letters must be requested directly** from your teachers.
- Student should provide recommender with information about themselves. You may use the [Teacher Recommendation Information Form](#) for ideas about what to share
- After a teacher agrees to write a letter, student must **follow-up by adding a request** in SchooLinks.
- Allow your recommenders at least **FOUR** weeks to write your letter



Requesting a Teacher Recommendation

After a teacher agrees to write a letter for you, you must **follow-up by adding a request** in SchooLinks.

1. Student navigates to the **Colleges** tab in SchooLinks, and then scrolls down to **College Applications**.
2. Under 'Incomplete,' **choose existing College/University** or click 'Add Application' in the top right corner.
3. Select 'Request Teacher Evaluation'
4. Search for teacher(s) who has agreed to write the recommendation, locate, and assign teacher(s).
5. Student repeats the process for ALL teacher requests they want to make for EACH college.

If your recommender is not a current ETHS teacher and they do NOT have an ETHS SchooLinks account, you can still add them Manually as a request! Your recommender will then receive an email with instructions on how to utilize the SchooLinks Recommendation Portal upload to your letter.



The Common Application

- Students must create an account with Common App after August 1st at commonapp.org.
- For ETHS to be able to send transcripts and other application documents to Common Application schools using SchoolLinks, the student must **complete the Common App Account Matching Process**
 - Written instructions available on [ETHS to College and Career FlowDoc](#).
- **Affirmative Action Update!**





The Coalition Application

- Student submits all Document Requests in SchooLinks for any college to which they are applying via the Coalition Application
- They also follow-up in their Coalition account (www.mycoalition.org) by checking the box in each college's Document section to indicate that they will be sending their transcript (and other school documents) separately - meaning via SchooLinks at ETHS.



COALITION
FOR COLLEGE



Impact of Covid-19 on College Application Process

Teacher Recommendations

Reporting Test Scores

Student Activities List

Grades and Class Schedule

Covid-19 Prompt



If you have further questions, please contact your student's counselor.



Sending Official Test Scores

GRADUATION REQUIREMENT!

IF YOU DID NOT TAKE THE STATE SPONSORED SAT AT ETHS LAST SPRING, YOU WILL NEED TO TAKE THE ACT SCHEDULED AT ETHS IN APRIL WITH THE CLASS OF 2026!

- Many colleges have become Test Optional and even some are Test Free.
- www.fairtest.org - 2,000+ Accredited, 4-Year Colleges & Universities with ACT/SAT-Optional Testing Policies for Fall 2025 Admissions as of August, 2024
- If you have scores and choose to submit them, you must send **Score Reports** to colleges (ACT and/or SAT) if you did not request your scores to be sent when you took the test.
- **Official Scores** are those sent by ACT/SAT directly to colleges.
www.act.org (ACT)
www.collegeboard.org (SAT)





Resources for Undocumented Students

[IACAC College Advising Guide for Undocumented Students](#)

Financial Aid Information for [Non-Citizens](#)

Visit [Resources for Undocumented Students](#) on the ETHS Counseling, College and Career Services webpage.

See Ms. Vazquez or your counselor as early in the process as possible!





Resources for Students with IEPs or 504s

- It is good to consider a variety of programs so that you can see the differences and think about where you will be most successful.
 - Types/Level of Support Available at Institution
 - Class Size
 - Structured vs. Unstructured Program
- [CHOICES](#) is an excellent resource – they also have a college fair every fall at a local area high school.
Choices Fair 2024 is **Tuesday, October 8th, 2024** hosted **in-person at Niles North High School!**
- Visit the [Post-Secondary Planning for Students with Disabilities](#) page on the ETHS website for more information and resources.



Choices



Paying for College & Meeting Graduation Requirements



Paying for College

FAFSA (Free Application for Federal Student Aid) becomes available in December this year. Submit it online as soon as possible after it becomes available!

2025-2026 FAFSA Opens to all in December

Introduction to Financial Aid Night, September 25th

ETHS Wildkit Futures Day Info Sessions, October 23rd

Request a FAFSA/Alternate App Completion Appointment [HERE](#)

Your college may also require a separate institutional financial aid form and/or the CSS PROFILE. Online registration for the College Board CSS PROFILE begins in October & generally is due before a college's admission deadline.

- Your best resource about financial aid is the college(s) to which you are applying
- Check for scholarships on SchooLinks
- ETHS Senior Scholarships - Information is available in February





Graduation Requirement

As of the 2020-2021 school year, Illinois state law requires, as a prerequisite to receiving a high school diploma, the parent or guardian of each student to:

1. **Submit a** [Free Application for Federal Student Aid \(FAFSA®\)](#), or if applicable, an application to the [Alternative Application for Illinois Financial Aid](#) for state financial aid.
or
2. **Opt Out.** A parent/guardian may choose to opt a child out of this graduation requirement.
 - a. A parent/guardian may choose to opt a child out of this graduation requirement. To opt out, [fill out the official online FAFSA Non-participation form from ISAC](#).
 - b. Students who are at least 18 years of age or legally emancipated may complete the opt out process themselves.

For more information, go to [Financial Aid Information](#) on the ETHS website.



Guiding Students through the College Application Process as Parents/Guardians

- Support, Don't Lead
- Help your student stay organized
 - Create a spreadsheet or checklist with deadlines and college application requirements for each college
 - Keep all usernames and passwords in one place
- Proofread applications and essays
- Remind students about important deadlines
- Create parent FSA ID and assist with FAFSA Completion
- Check-in with them
 - This can be a stressful and emotional process
 - Celebrate accomplishments
 - Provide support if they receive a rejection letter
 - Conversation about options
- Empower them to be self advocates
- Review financials/advise





**Q & A
Session**